

- 1.39 Determine the equivalent stiffness of the beam of Fig. 1-41 at the location where the machine is placed.

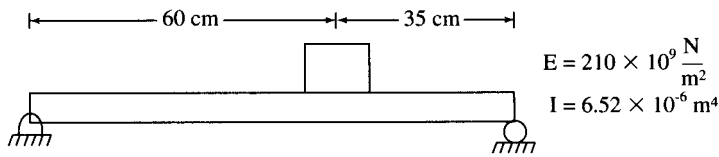


Fig. 1-41

Ans.  $8.85 \times 10^7 \text{ N/m}$

- 1.40 A helical coil spring is made from a steel ( $G = 80 \times 10^9 \text{ N/m}^2$ ) bar of radius 6 mm. The spring has a coil diameter of 6 cm and has 46 active turns. What is the stiffness of the spring?

Ans.  $2.09 \times 10^4 \text{ N/m}$

- 1.41 What is the static deflection of the spring of Problem 1.40 when it is used in the system of Fig. 1.42?

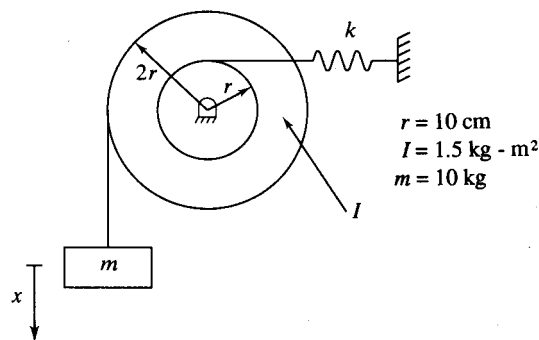


Fig. 1-42

Ans.  $9.39 \times 10^{-3} \text{ m}$

- 1.42 Determine the equivalent stiffness of the system of Fig. 1-43.

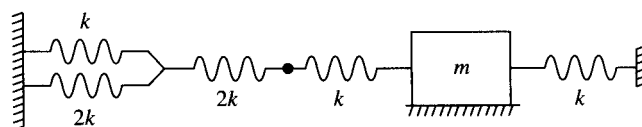


Fig. 1-43

Ans.  $17k/11$

- 1.43 Determine the equivalent stiffness of the system of Fig. 1-44.

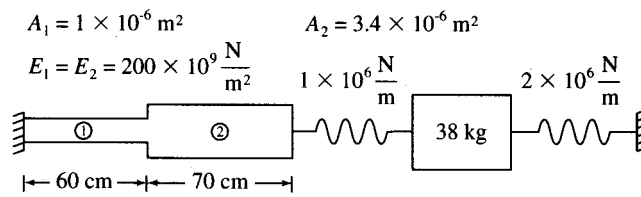


Fig. 1-44

Ans.  $2.20 \times 10^6 \text{ N/m}$

- 1.44 Determine the equivalent torsional stiffness of the system of Fig. 1-45.

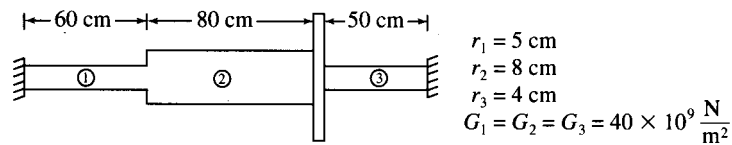


Fig. 1-45

Ans.  $8.66 \times 10^5 \text{ N-m/rad}$

- 1.45 Determine the equivalent stiffness of the system of Fig. 1-46.

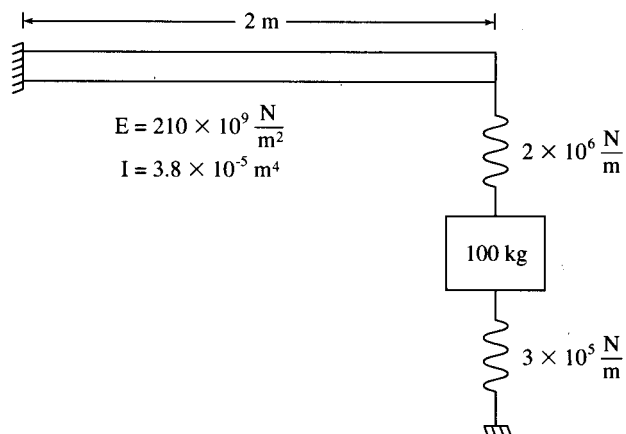


Fig. 1-46

Ans.  $1.5 \times 10^6 \text{ N/m}$

1.46 Determine the equivalent stiffness of the system of Fig. 1-47.

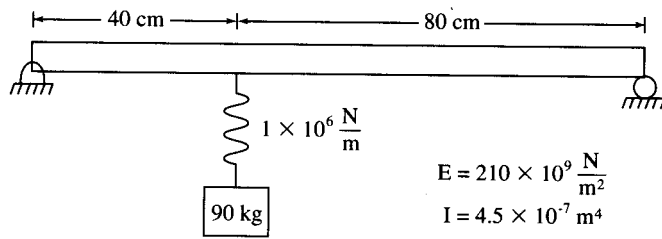


Fig. 1-47

Ans.  $7.69 \times 10^5 \text{ N/m}$

1.47 Determine the equivalent stiffness of the system of Fig. 1-48.

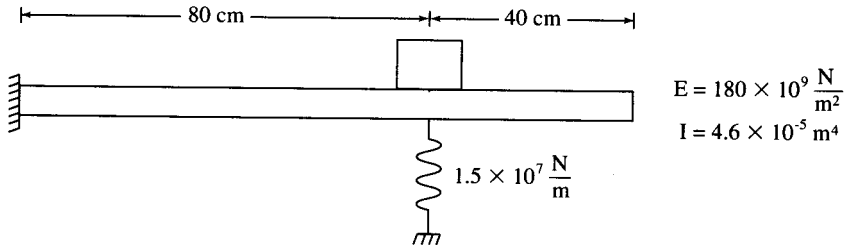


Fig. 1-48

Ans.  $6.35 \times 10^7 \text{ N/m}$

1.48 The torsional viscous damper of Fig. 1-49 consists of a cylinder of radius  $r$  that rotates inside a fixed cylinder. The cylinders are concentric with a clearance  $h$ . The gap between the cylinders is filled with a fluid of viscosity  $\mu$ . The length of cylinder in contact with the fluid is  $\ell$ . Determine the torsional viscous damping coefficient for this damper.

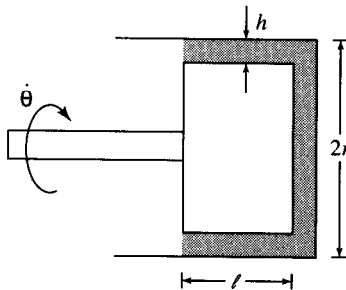


Fig. 1-49

Ans.

$$c_t = \frac{2\tau\mu r^3 \ell}{h}$$